

School Report Card 2017 - 2018

For more detailed information, please visit <http://msrc.mdek12.org>.

Madison County Pre School Madison County School District

Grade

A



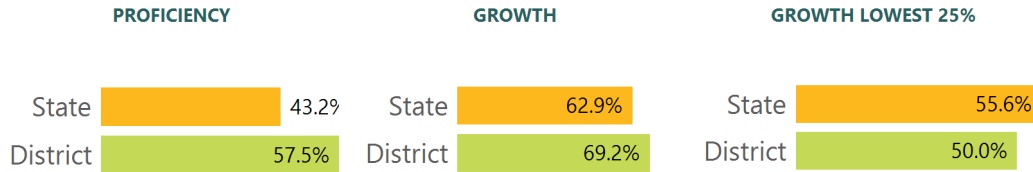
476 Highland Colony Parkway
Ridgeland, MS 39157
Beth Haller
bhaller@madison-schools.com

SCHOOL ACCOUNTABILITY GRADE COMPONENTS

Mississippi's accountability system assigns "A" through "F" letter grades for schools and districts. Grades are based on student achievement, student growth, student participation in testing, and other academic measures.

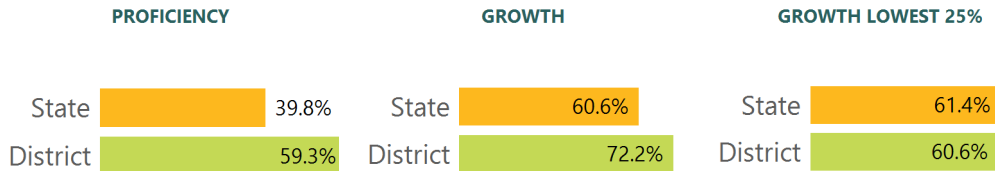
Math

Measurements of student performance on the statewide math assessment.



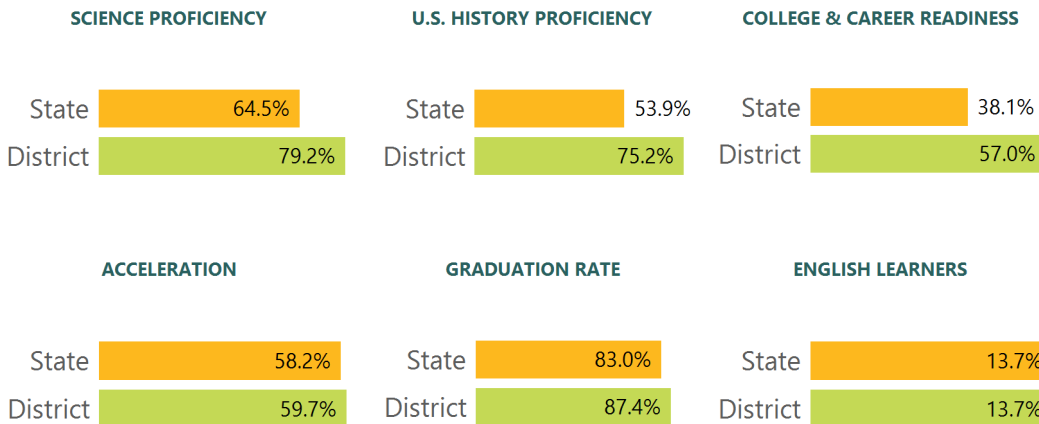
English

Measurements of student performance on the statewide English language arts (ELA) assessment.



Other Measures

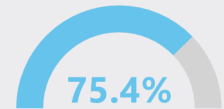
Other measurements of student performance that factor into the accountability grade.



TEACHER DATA

11.7

Teachers



Experienced Teachers



Provisional Teachers



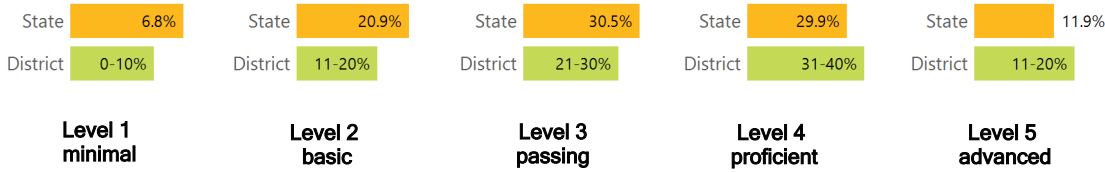
In-field Teachers

DETAILED ASSESSMENT AND OTHER DATA

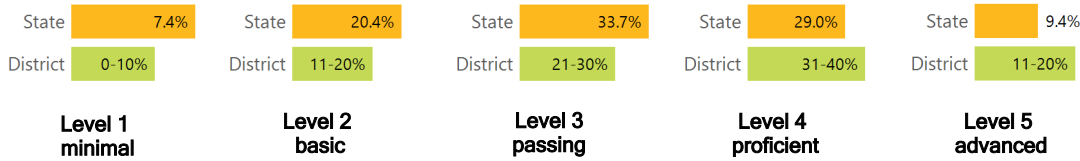
Student Performance

The following information shows each level of student performance on statewide assessments.

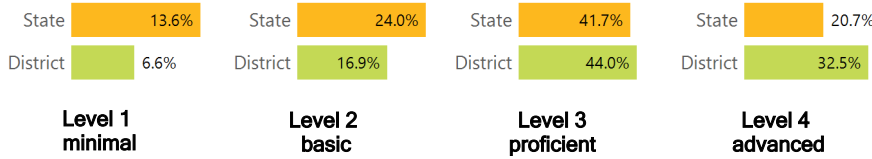
MATH




ENGLISH



SCIENCE



Discipline



OTHER DATA



<5%
Chronic Absenteeism



Per-pupil expenditure data will be available in early 2019.
Per-Pupil Expenditure

To access User Guide and see more detailed information, please visit <http://msrc.mdek12.org>.

Last Updated: 09/20/2018.